

vallorbe[®]

SWISS



Forestry



OUR ORGANISATION



at your service



OUR MISSION

*Making your work easier and enhancing your professional knowledge,
consequently sharing our passion and love for quality files*



TOGETHER
working with passion

OUR VALUES



RESPECT

*Listening to each other,
respecting our commitments
and valuing everyone's work*



TEAM SPIRIT

*Together, as a family,
to reach our common targets,
with clear and transparent communication*



**RESULTS
ORIENTATED**

*Striving for excellence
in all our actions through discipline,
professionalism and continuous improvement*



PASSION

*Pride in our products,
of our long-lasting company,
and dedicated to support you
in your challenges*





CUSTOMER SERVICES

*Our experts are perfectly equipped to guide you
and answer any specific or technical questions you may have*

salesoffice@vallorbe.com

www.vallorbe.com




Phone: +41 21 843 94 94



QUALITY AND PERFORMANCE

Innovating is a priority for Vallorbe Swiss, not only in our production processes but also in our support departments :

- Our engineers and technical teams conceive and carry out major retrofits of our in-house cutting machines. They also focus on the replacement of key production tools by state-of-the-art modern technologies.
- At the same time, we focus on digitalization to improve the efficiency of our processes in all areas. On-going projects in administrative and production support departments are implemented to transform Vallorbe Swiss into an agility-driven company.




























<i>Applications and users</i>	4
<i>Which file for which chain</i>	5
<i>Packaging</i>	6
<i>Round chain saw files</i>	7
<i>Flat files</i>	7
<i>Chisel bit files</i>	8
<i>Accessories</i>	9
Sharpening kits	10
File guide	11
Stump vise	12
Saw bar dresser and files for bar dresser	13
Handles	14
V <i>OAK - Automated saw chain sharpener</i>	15



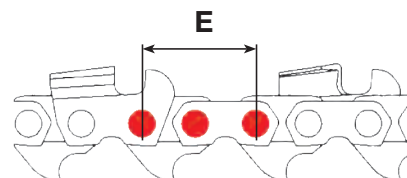
											
Applications											
 Chain sharpening	●	●	●		●	●	●		●	●	
 Depth gauge setting (after every 3-4 sharpenings)	●			●	●	(●)			●		
 Maintenance of saw bar				●	(●)						●
 Sharpening of brush cutter blades		●		●				●			
 Sharpening of: axes, mower blades, machetes, shovels...				●				●			
Users											
 Loggers, professionals	●	●	●	●	●	●	●		●	●	●
 Semi-professionals: farmer, gardener, firemen...	●	●		●	(●)			●	●	●	●
 Hobby, occasional users		●		●				●	●	●	
 Competition	●	●	●	●	●	●	●				●
 Harvester	●	●		●		(●)	(●)				



WHICH FILE FOR WHICH CHAIN




Chain	E		E:2 = Pitch		Ø file	
1	1/2"	12.70 mm	1/4"	6.35 mm	5/32"	4.0 mm
2	.65"	16.50 mm	.325"	8.25 mm	11/64" - 3/16"	4.5 - 4.8 mm
3	3/4"	18.64 mm	3/8" low profile	9.32 mm	5/32"	4.0 mm
4	3/4"	18.64 mm	3/8"	9.32 mm	13/64" - 7/32"	5.2 - 5.5 mm
5	.808"	20.52 mm	.404"	10.26 mm	7/32"	5.5 mm
6	1.5"	38.10 mm	3/4" (Harvester)	19.05 mm	5/16"	7.9 mm



Pitch = E:2

Place your chain on the drawing to find out the pitch of your chain. Scale 1/1





A Dozen box round files



B 6-pack box round files




B' 6-pack box \varnothing 5/16" + 9/32"



C Box 4 x 3-pack sleeve



D 3-pack sleeve



E Display 36, 12 x 3-pack sleeve










F Dozen box 6" flat files



G Dozen box chisel bit files



Packaging	Smooth								2 nd cut																												
																																					
	1/8"	3/20 mm	9/64"	3/60 mm	5/32"	4/00 mm	11/64"	4/50 mm	3/16"	4/80 mm	13/64"	5/20 mm	7/32"	5/50 mm	1/4"	6/35 mm	5/32"	4/00 mm	11/64"	4/50 mm	3/16"	4/80 mm	13/64"	5/20 mm	7/32"	5/50 mm	9/32"	7/10 mm	5/16"	7/90 mm	14.2 x 2.3 mm	20.2 x 3.2 mm	14.2 x 2.3 mm	4.5 mm	12.0 x 2.3 mm	10.2 x 3.2 mm	
12	●	●	●	●	●	●	●	●	●	●	●	●	●	●			●	●	●	●	●																
6	●	●	●	●	●	●	●	●																													
4 x 3	●	●	●	●	●	●	●	●																													
Sleeve 3	●	●	●	●	●	●	●	●																													
36			●	●	●	●	●	●	●		●		●	●	●																						

ROUND AND FLAT CHAIN SAW FILES



Round files Smooth DX

Ø = "	Ø = mm	L = " / mm	A Box 12	B Box 6	C Box 4x3	D Sleeve 3	E Display 36
1/8	3.20	8 / 200	LC10000-03-18	LC10001-03-18	LC10003-03-18	LC10004-03-18	
9/64	3.60	8 / 200	LC10000-03-964	LC10001-03-964	LC10003-03-964	LC10004-03-964	
5/32	4.00	8 / 200	LC10000-03-532	LC10001-03-532	LC10003-03-532	LC10004-03-532	LC10005-03-532
11/64	4.50	8 / 200	LC10000-03-45	LC10001-03-45	LC10003-03-45	LC10004-03-45	LC10005-03-45
3/16	4.80	8 / 200	LC10000-03-316	LC10001-03-316	LC10003-03-316	LC10004-03-316	LC10005-03-316
13/64	5.20	8 / 200	LC10000-03-1364	LC10001-03-1364	LC10003-03-1364	LC10004-03-1364	LC10005-03-1364
7/32	5.50	8 / 200	LC10000-03-732	LC10001-03-732	LC10003-03-732	LC10004-03-732	LC10005-03-732
1/4	6.35	8 / 200	LC10000-03-14	LC10001-03-14	LC10003-03-14		



Round files 2nd cut MDX

Ø = "	Ø = mm	L = " / mm	A Box 12	B ¹ Box 6
5/32	4.00	8 / 200	LC10000-02-532	
11/64	4.50	8 / 200	LC10000-02-45	
3/16	4.80	8 / 200	LC10000-02-316	
13/64	5.20	8 / 200	LC10000-02-1364	
7/32	5.50	8 / 200	LC10000-02-732	
9/32	7.10	8 / 200		LC10001-02-932
5/16	7.90	8 / 200		LC10001-02-516



Flat files 2nd cut

Uncut edges. To set the depth-gauge

	A x B = mm	L = " / mm	
LC10020-2362-6	14.2 x 2.3	6 / 150	12
LC10020-2251-8	20.2 x 3.2	8 / 200	12



Flat files (goofy) 2nd cut

2 cutted edges. For square ground filing

	A x B = mm	L = " / mm	
LC10020-2260-6	14.2 x 2.3	6 / 150	12






Double Chisel bit file, 2nd cut

For square ground filing of full chisel chains

LC10020-2279-8


A x B = mm	L = " / mm	
10.2 x 3.2	8 / 20	12



Chisel bit file, Vallorbe shape, 2nd cut

For square ground filing of full chisel chains

LC10020-2270-7


A x B = mm	L = " / mm	
12 x 2.3	7 / 175	12



Chisel bit file, three square, 2nd cut

For square ground filing of full chisel chains

LC10020-2276-8

A = mm	L = " / mm	
4.5	8 / 20	12



ACCESSORIES



vallorbe®
SWISS



Chain Saw
Sharpening Kit

vallorbe
SWISS

TOGETHER
working with passion




Chain saw sharpening kit

Rolled	Ø = "	Ø = mm	Chains	
LC10073-532	5/32	4.00	1/4" - 3/8" low	1
LC10073-45	11/64	4.50	3/8" - .325"	1
LC10073-316	3/16	4.80	.325"	1
LC10073-1364	13/64	5.20	3/8"	1
LC10073-732	7/32	5.50	.404"	1

The right tools for the right application

All the tools you need for the maintenance of the chain and guide bar are contained in a sturdy practical pouch:


- **1 file guide**: guarantees regular, consistent sharpening
- **2 round files of the same diameter**: provide smooth and precise sharpening without burrs
- **1 flat file**: to lower the depth gauges and debur the guide bar
- **1 handle**: angled at 25° and 30° help you to maintain a constant cut angle on links
- **1 depth gauge guide**: to lower all of the depth gauges to the same level (0,63 mm / ,025" or 0,73 mm / ,030")
- **1 galvanized cleaning tool**: for the removal of sawdust which can disrupt the lubrication of the chain



Download our «demo» movie at:
www.vallorbe.com



File guide

Ø = "	Ø = mm	Chains		
5/32	4.00	1/4" - 3/8" low	ALC10071	100
11/64	4.50	3/8" - .325"	ALC10072	100
3/16	4.80	.325"		
13/64	5.20	3/8"	ALC10073	100
7/32	5.50	.404"		





Stump vise

Blister pack

LC7051-115-30



12





Flat file for saw bar dresser, fine

Spare parts

	A x B = mm	L = " / mm	
LC10024-2281-4	22 x 3.1	4 / 100	6



Multifile file for saw bar dresser, bastard

Spare parts

	A x B = mm	L = " / mm	
LC10024-2282-4	25.3 x 4	4 / 100	6




Performance saw bar dresser

1 support, 1 file LC2281

LC7081	1



+



Packed in plastic box with euro hole





Timber

Material: Polypropylene, blue. For round chain saw files. Allows an easy positioning 25° or 30°

For files	L = mm	
AL240	120	12
$\bigcirc \varnothing 5/32'' \Rightarrow 1/4''$		



Woody

Material: heavy wood. For round chain saw files

For files	L = mm	
AL340	100	12
$\bigcirc \varnothing 5/32'' \Rightarrow 5/16''$		



Crocodile

Screw-on handle. Material: Polypropylene, blue. Adapted on all the files of our forestry range


For files	L = mm	
AL110-BLEU	94	12
AL210-BLEU	94	12
AL310-BLEU	94	12
AL410-BLEU	105	12
$\bigcirc \varnothing 1/8'' \Rightarrow 9/64'' / \bigcirc \varnothing 1/8'' \Rightarrow 1/4''$ $\bigcirc \varnothing 9/32'' \Rightarrow 5/16''$ $\triangle 7''$		



The only handle on the market which can be screwed on the tail of the file

The handle which enables you to switch from one file to the other with facility and speed








Performance

Efficient & consistent
quality sharpening

No Heat
Doesn't burn cutters

Racker & gauge
in one time



Innovative
sharpening solution
for professionals



Use

Compact & user friendly

Short set up time

Maintenance free



Comfort / Safety Standards / Environment

Sparks & projection free
No risk of fire

Safe sharpening
Better use of bar & chain

Environnemental friendly



Technical data



Saw chain pitch	1/4", 3/8", 3/8", .404" including low-profile (picco), skip chain and with two back to back same-side cutters
Saw chain types	Semi-Chisel and Full-Chisel
Cutting angle	User pre-defined : 10°, 15°, 25°, 30°, 35°
Vallorbe swiss[®] files	Round : 1/8" (3.2 mm), 9/64" (3.6 mm), 5/32" (4 mm), 11/64" (4.5 mm), 3/16" (4.8 mm), 13/64" (5.2 mm), 7/32" (5.5 mm) Flat : 6" for depth gauge
Saw chain length	Up to 166 drive links (with adequate floor clearance)
Power supply	12VDC/24VDC or 110VAC/240VAC – 50Hz/60Hz
Dimensions Weight	H10" x L12" x W24" Approx. 20 lbs



V|OAK

VOA-100-001

Composed of :

- 1 x Automatic sharpening control unit
- 1 x Power supply 110-240V & 4 line fittings (EU, US, UK et AU)
- 1 x Saw chain tensioner
- 1 x Set of file guides (without round files) including:
 - 2 File guides for file dimension: Ø 1/8" (3.2 mm) and Ø 5/32" (4.0 mm)
 - 2 File guides for file dimension Ø 11/64" (4.5 mm) and Ø 3/16" (4.8 mm)
 - 2 File guides for file dimension Ø 13/64" (5.2 mm) and Ø 7/32" (5.5 mm)
 - 6 Flat files (fitted on each file guide)
 - 12 File marking sets
- 3 x Chain pushers for chain pitch: .404", 1/4" - 3/8" - .325" and 1/4"LP (PICCO)
- 2 x Side safety guides
- 4 x M3 screws
- 4 x M3 nuts
- 1 x Fork wrench
- 1 x USB-Mini B cable for software update
- 1 x Marking pen black
- 1 x Set of user manuals



1



File-guides sets

SINGLE SET

	Ø = "	Ø = mm	Chains	
VLC-100-003	5/32	4.00	1/4" - 3/8" low	1
VLC-100-004	11/64	4.50	3/8" - .325"	1
VLC-100-005	3/16	4.80	.325"	1
VLC-100-006	13/64	5.20	3/8"	1
VLC-100-007	7/32	5.50	.404"	1
VLC-100-008	1/8	3.20	1/4" LP	1



- Content:
- 1 set of 2 file-guides
 - 1 pack of 3 round files
 - 2 flat files (mounted on holders)




Find our consumables on page 7



Chain pusher (1 set of 3 pieces)

	Ø = "	Ø = mm	Chains	
VSP-100-012	All types of chains except .404 and 1/4" LP			1
	7/32	5.50	.404"	1
VSP-100-015	1/8	3.20	1/4" LP	1



Wooden transport box

VAC-100-001	1





Constancy of unmatched quality so far thanks to a modern and progressive manufacturing process.



Certificate

The SQS herewith attests that the organisation named below has a management system that meets the requirements of the normative base mentioned.



Usines Métallurgiques de Vallorbe SA
Rue du Moutier 49
1337 Vallorbe
Switzerland

Scope

Conception and manufacturing
of steel files and precision tools

Normative base

ISO 9001:2015

Quality Management System

Reg. no. 10589

Validity 02.03.2021–01.03.2024
Issue 02.03.2021

A. Grisard
A. Grisard, President SQS

F. Müller
F. Müller, CEO SQS



Swiss Association for Quality
and Management Systems (SQS)
Bernstrasse 103, 3052 Zollikofen, Switzerland



SAFETY ADVICE

For the safe use of the products listed in this catalogue, refer to the MSDS document SECU P002-en on our web site www.va the download section.

SUBJECT TO MODIFICATION

Taking into account the constant technological changes, we reserve the right to modify the illustrations, dimensions, designatic information without prior notice.



PUB123.8/GB - 03.2023

TOGETHER
working with passion

vallorbe[®]
SWISS

Usines Métallurgiques de Vallorbe SA
Rue du Moutier 49
1337 Vallorbe
Switzerland

Tel. +41 (0)21 843 94 94
umv@vallorbe.com
www.vallorbe.com

